

TURNER DESIGN GOUACHE

Opaque & Matte Water Colours For the Professional Artist & Designer

Design Gouache are new, precise colours made possible through strict quality control. Remarkably vivid, non-bleeding colours that produce a beautiful matte finish, they will stir your Imagination.




Release the Power of Colour!

Layer your colours!

Our non-bleeding feature allows you to paint light or white colours over dark (when dry)



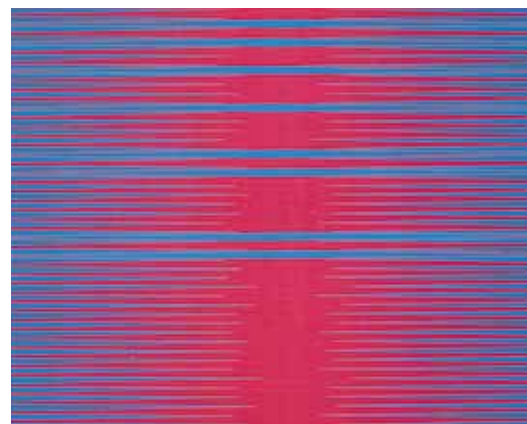
Now you have run-free total opacity.



No more troublesome bleeding like this.

No brush marks!

Your artwork will have a velvety finish. Paint smoother and further with a Dry Brush technique!



Durable!

Our paints are tested to stand up to gas, light and humidity!

Precision colour

Our quality control methods are so advanced that the deviation allowance of Hue, Value and Chroma (Munsell system) is under 0,3.

Mix the colour of your choice!

We use the Munsell system to make most of our colours, allowing you more flexibility in mixing them!



Brilliance beyond comparison

We've spent years perfecting our colours, constantly updating their quality, creating a product so precise there is no competition!



Pure ingredients:



Natural resin (Gum Arabic) and various quality pigments combine to form the main ingredients of all our colours

TURNER DESIGN GOUACHE

COLOUR CHART



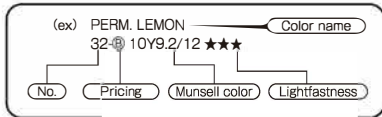
Ohkawa Shigeru



Ohkawa Shigeru



Nakagawa Shinobu



PRICING A 15, PRICING B 35, PRICING C 21, PRICING F 12
 Lightfastness : ★★★=Excellent : (50+ years), ★★=Good : (20-30 years),
 ★=Fair : (10-20 years), No asterisk means Poor : (less than 10 years)



PERMANENT LEMON
 (PY3-PY74-PW6)
 32-10 9.5Y 9.2/12 ★★★



HAVANNAH RED
 (PR14-PR88)
 116-5R 2.5/7 ★★



ROSE VIOLET
 (NA(F)-PR122)
 100-4.5RP 4.5/17 ★ ○



PERMANENT YELLOW
 (PY1-PY3)
 30-5Y 8.8/13 ★★★



MAHOGANY
 (PBr25-PR14-PBr7)
 121-10R 2.4/3 ★★★



BRILLIANT RED VIOLET
 (NA(F)-PR122)
 91-11P 3.8/17.5



PERMANENT YELLOW DEEP
 (PY55)
 24-10Y 8.2/14 ★★



BURNT UMBER
 (PBr7-PBr11-PR101)
 27-4.5YR 3.3/3.5 ★★★




MAGENTA
 (NA(F)-PR88)
 184-7P 3.2/11.5



PERMANENT YELLOW ORANGE
 (PY55-PO43)
 20-5YR 7.0/13 ★★ ○




BURNT SIENNA
 (PBr7-PR101-PBr25)
 19-10R 3.9/6 ★★★ ○




BRILLIANT VIOLET
 (NA(F))
 90-6P 3.1/17.5 ○



PERMANENT ORANGE
 (PO43-PY55-PR188)
 22-9.5R 5.8/15 ★★



RAW SIENNA
 (PBr7-PY42)
 123-6YR 5.5/7.5 ★★★



AUBERGINE
 (PV3-PR88-PR31-BR12)
 183-10RP 2.5/7 ★



VENETIAN RED
 (PY42-PR9)
 191-9.5R 5.4/10.5 ★★★



YELLOW OCHRE
 (PY42-PY170-PG7)
 26-9.5YR 6.4/9 ★★★




DEEP PURPLE
 (PV3-PR88-BR12-PB29)
 182-10P 2.2/7.5 ★



PERMANENT SCARLET
 (PR9-PR170)
 12-7R 4.4/15 ★★



NAPLES YELLOW
 (PBr24-PW6)
 122-10YR 8.0/7 ★★★



DEEP VIOLET
 (PV3-PR88-BR12-PR29)
 181-5P 2.4/8 ★



PERMANENT VERMILION
 (PR170)
 14-6R 4.2/14 ★★



CORAL RED
 (PR9-PO13-PW6)
 16-4R 6.0/12.5 ★★



LILAC
 (NA(F)-PV23-PW6)
 92-5.5P 5.5/13



PERMANENT RED
 (PR170-PR122)
 10-5R 4.0/14 ★★ ○



ROSE MADDER (Hue)
 (PR60-PW6)
 102-8.5RP 5.0/13 ★




LIGHT BLUE
 (PB29-PW6-PV23)
 83-6.5PB 6.0/11 ★★



JEWEL RED
 (PR23)
 112-5.5R 3.7/13.5 ★



CARMIN (Hue)
 (PR60-PR122)
 18-2R 4.0/13.5 ★



BRILLIANT BLUE VIOLET
 (NA(F)-PB29)
 85-9.5PB 2.5/17.5




CRIMSON
 (PR14)
 114-5R 3.2/10 ★★



BRILLIANT RED
 (NA(F)-PBr9)
 111-6R 4.5/16.5 ★



PRUSSIAN BLUE
 (PB27-PB29-PBr7)
 84-7PB 2.0/8 ★★★13



RED OCHRE
 (PBr7-PR14-PR122)
 115-5R 3.4/7.3 ★★★



ROSE
 (NA(F)-PR122-PR170)
 101-10RP 4.2/15 ★



ULTRAMARINE DEEP
 (PB29)
 81-7.5PB 3.0/18 ★★



COBALT BLUE (Hue)
 (PB29-PB15)
 82-7PB 3.4/17 ★★ ○



CYPRUS
 (PB15-PG7-PB29-PY3)
 162-10BG 2.5/4.2 ★★★



RAW UMBER
 (PR101-PY42-PW6-PBk6)
 28-8.5YR 4.5/3.7 ★★★



ULTRAMARINE LIGHT
 (PB29-PB17)
 80-5PB 3.7/13 ★★



CELADON
 (PG36-PW6-PY170)
 52-2.5G 6.2/5.5 ★★



SEPIA
 (PR101-PY42-PBk6)
 29-9.5YR 3.1/1.5 ★★★




HORIZON BLUE
 (PB17-PB29-PW6)
 171-10B 6.2/10 ★★



PERMANENT YELLOW GREEN
 (PY1-PY3-PG7)
 40-5GY 7.5/12 ★★★



WHITE
 (PW6)
 1-9.5N 9.5 ★★★ ○




SKY BLUE
 (PB17)
 71-10B 4.1/10.5 ★★ ○




PERMANENT YELLOW GREEN LIGHT
 (PG7-PY3)
 41-10GY 6.6/13.5 ★★★ ○




MIXING WHITE
 (PW4-PW6)
 0-9.5N 9.5 ★★★



TURQUOISE BLUE
 (PB17-PY3-PW6)
 72-5B 5.1/9.5 ★★



LEAF GREEN
 (PG7-PY1)
 42-10GY 5.2/10 ★★




NEUTRAL GREY 8
 (PW6-PBk7)
 2-8.0N 8.0 ★★★



PEACOCK BLUE
 (PB17-PY3)
 61-10BG 4.2/8.5 ★★



EMERALD GREEN
 (PG7-PY3-PW6)
 54-4G 6.6/11 ★★



NEUTRAL GREY 7
 (PW6-PBk7)
 3-8.0N 7.0 ★★★



CYAN BLUE
 (PB17-PY3)
 70-5B 4.0/8.5 ★★ ○



PERMANENT GREEN MIDDLE
 (PB15-PY3)
 50-5G 4.3/9.5 ★★ ○



NEUTRAL GREY 5
 (PW6-PBk7)
 5-8.0N 5.0 ★★★



INDIGO
 (PB27-PB29-PB15-PY3-PG7)
 173-4.5PB 2.3/6 ★★★



PERMANENT GREEN DEEP
 (PB15-PY3)
 51-9.5G 3.6/7.5 ★★★



NEUTRAL GREY 3
 (PW6-PBk7)
 7-8.0N 3.0 ★★★



NIGHT BLUE
 (PB15-PG7-PB29-PY3)
 172-10B 2.7/5.9 ★★★



EVER GREEN
 (PB17-PY3)
 152-9.5G 4.2/10 ★★



LAMP BLACK
 (PBk6)
 8-2.0N 2.0 ★★★



VIRIDIAN GREEN (Hue)
 (PB15-PY3)
 60-6.5BG 4.2/8 ★★★



IVY GREEN
 (PB15-PG36-PB15-PY3)
 151-10G 3.2/6 ★★★



JET BLACK
 (PBk1)
 9-1.5N 1.5 ★★★ ○



COBALT GREEN (Hue)
 (PG7-PB15-PW6)
 53-7.5BG 5.5/8 ★★



DEEP GREEN
 (PB15-PY74-PO13)
 55-2.5G 3.2/4 ★★



PINK
 (NA(F)-PW6)
 103-10F 10.0 ★



JADE
 (PG7-PY3-PB17-PW6)
 154-10G 5.7/9.5 ★★



OLIVE GREEN
 (PB15-PY74-PO13)
 43-2.5GY 3.9/3 ★★